

**MINUTES**  
**REGULAR CITY COUNCIL MEETING**  
CITY COUNCIL OF THE CITY OF YUMA, ARIZONA  
CITY COUNCIL CHAMBERS, YUMA CITY HALL  
ONE CITY PLAZA, YUMA, ARIZONA  
**APRIL 21, 2021**  
**5:30 p.m.**

**CALL TO ORDER**

**Mayor Nicholls** called the City Council meeting to order at 5:30 p.m.

**INVOCATION/PLEDGE**

**Pastor Joe Avila**, from Community Christian Church, gave the invocation. **Jason Nau**, Director of Parks & Recreation, led the City Council in the Pledge of Allegiance.

**ROLL CALL**

Councilmembers Present: Shelton, Morris, McClendon, Knight, Watts, Shoop and Mayor Nicholls  
Councilmembers Absent: None  
Staffmembers Present: City Administrator, Philip A. Rodriguez  
Administrative Support Manager, Jasmin Rodriguez  
Interim Department of Community Development Director, Randy Crist  
Various Department Heads or their representative  
City Attorney, Richard W. Files  
City Clerk, Lynda L. Bushong

**FINAL CALL**

**Mayor Nicholls** made a final call for the submission of Speaker Request Forms for agenda related items from members of the audience.

**PRESENTATIONS**

Yuma Metropolitan Planning Organization (YMPO) Update

**Paul Ward**, YMPO Executive Director, presented the following:

Since 1983 YMPO has been the designated Metropolitan Planning Organization (MPO) for the Yuma metro region, including ALL of Yuma County. There are eight MPO's in the state of Arizona and over 400 throughout the United States. **Ward** stated the main reason MPOs exist is because they are a regional planning agency. While there are Federal and State agencies that take care of roadways, the biggest load falls on cities and towns as they have the vast majority of the roadway mileage. To help coordinate the work regionally, the federal government implemented the MPO concept in the mid 50's. YMPO are tasked with five major items:

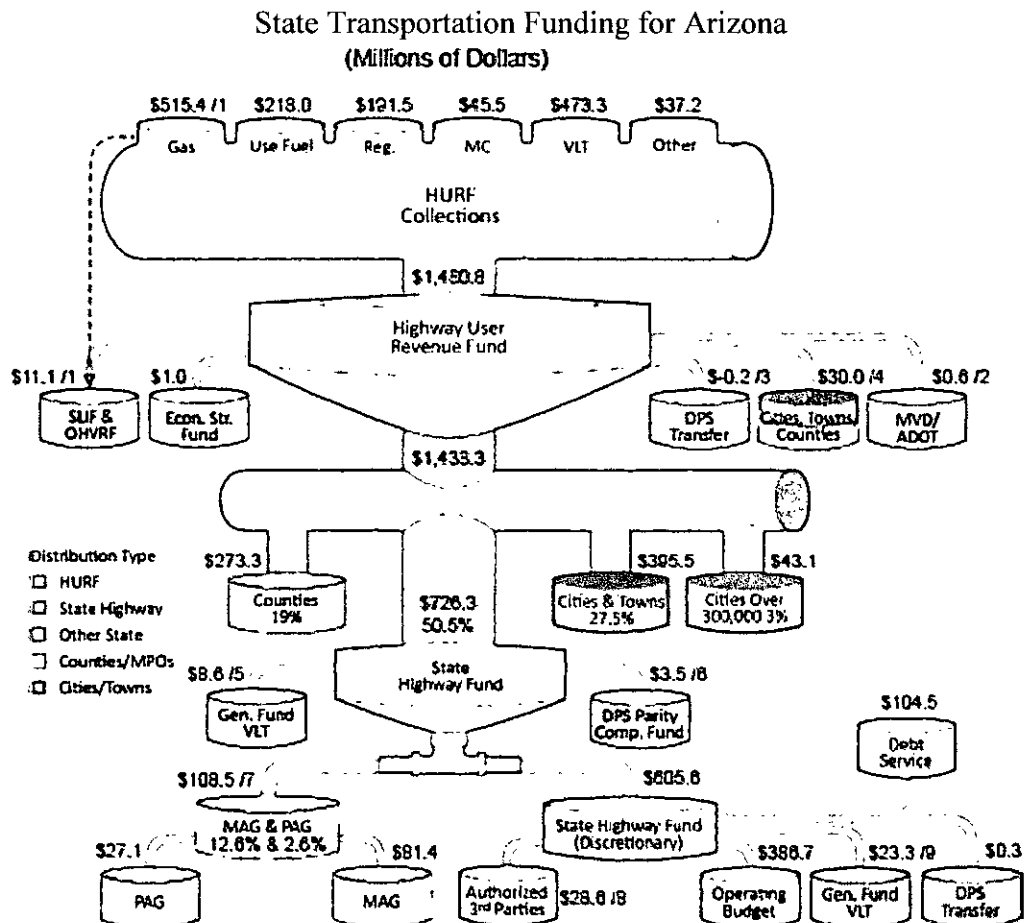
- Long-Range Transportation Plan (LRTP or RTP)
  - 24 year plan completed every 4 years
- Transportation Improvement Program (TIP)
  - Completed every 4 years
- Air Quality Conformity Analysis
- A Work Program and Budget (UPWP)
- Annual Financial Audit

YMPO Works with the following agencies responsible for transportation:

- The Arizona Department of Transportation (ADOT)
- The City of Yuma
- The Town of Wellton
- Yuma County
- The City of San Luis
- The City of Somerton
- The Cocopah Indian Tribe plus
- And on occasion the Federal Highway Administration, Federal Transit Administration, the Quechan Indian Tribe and the Imperial County Transportation Commission.

Working with ADOT

- The Arizona State Transportation Board (AZSTB) is responsible for establishing State Highway Routes.
- Policy powers are delegated by the Governor and advised by the Director of ADOT as to where work should be happening.
- 5-Year Facilities Construction Program.



How much does Arizona have to spend?

- In 2020, ADOT received \$800 million in Federal funds and \$1.5 billion in State funds
- Federal Funds come mainly from taxes on gasoline and Use Fuel (diesel) and are distributed based on Federal Authorizing legislation (the FAST Act), the monies go to the following agencies:
  - \$80 million direct to the “big two” Maricopa Association of Governments (MAG) & Pima Association of Governments (PAG) and another 50% of ADOT discretionary funds (+\$360 million)
  - AZSTB (ADOT) programs the remaining \$320 million
  - ADOT allocates less than \$10 million to ‘rural’ MPOs
  - YMPO receives about \$1 million per year.

5-Year Facilities Transportation Construction Program

- Five-year program is available in draft form
- Most recent transportation funding for Arizona:

Summary of Dollars by Section (\$000)						
Section I, Highways						
County	2021	2022	2023	2024	2025	Grand Total
Apache	\$21,479,000	\$2,028,000	\$0	\$2,200,000	\$7,400,000	\$33,107,000
Cochise	\$18,921,000	\$17,887,000	\$236,861	\$24,319,626	\$5,000,000	\$66,364,487
Coconino	\$38,867,000	\$16,077,000	\$5,900,000	\$0	\$0	\$60,844,000
Gila	\$10,920,000	\$33,069,934	\$0	\$0	\$0	\$43,989,934
Graham	\$570,000	\$0	\$7,700,000	\$0	\$0	\$8,270,000
Greenlee	\$0	\$0	\$0	\$0	\$0	\$0
La Paz	\$1,400,000	\$0	\$25,500,000	\$6,600,000	\$6,000,000	\$39,500,000
Maricopa	\$149,840,000	\$150,786,000	\$132,156,000	\$4,200,000	\$0	\$436,982,000
Mohave	\$67,453,000	\$11,500,000	\$98,342,000	\$70,000,000	\$0	\$247,295,000
Navajo	\$73,214,000	\$7,000,000	\$14,963,062	\$3,225,922	\$5,000,000	\$103,402,984
Pima	\$42,797,457	\$34,969,000	\$21,250,000	\$0	\$0	\$99,016,457
Pinal	\$2,073,109	\$22,880,865	\$9,543,047	\$4,324,494	\$0	\$38,821,515
Santa Cruz	\$2,270,000	\$200,000	\$0	\$500,000	\$0	\$2,970,000
Yavapai	\$32,463,000	\$52,668,000	\$14,125,819	\$3,134,773	\$7,000,000	\$109,391,592
Yuma	\$34,340,000	\$0	\$29,250,000	\$0	\$0	\$63,590,000
Statewide	\$350,000	\$7,882,000	\$0	\$0	\$0	\$8,232,000
<b>Statewide by County Total</b>	<b>\$496,957,566</b>	<b>\$356,947,799</b>	<b>\$358,966,789</b>	<b>\$118,504,815</b>	<b>\$30,400,000</b>	<b>\$1,361,776,969</b>
Subprograms	\$97,262,434	\$143,759,201	\$163,010,211	\$378,618,185	\$507,192,000	\$1,289,842,031
<b>Statewide Total</b>	<b>\$594,220,000</b>	<b>\$500,707,000</b>	<b>\$521,977,000</b>	<b>\$497,123,000</b>	<b>\$537,592,000</b>	<b>\$2,651,619,000</b>
Section II, MAG Regional Transportation Plan: Freeway Program						
MAG Life Cycle Summary Total	\$ 616,040,171	\$ 479,023,798	\$ 357,559,068	\$ 536,665,525	\$ 507,078,881	\$ 2,496,367,443
MAG System wide Summary Total	\$ 16,120,000	\$ 31,439,000	\$ 30,755,000	\$ 31,695,000	\$ 31,895,000	\$ 141,904,000
<b>MAG Total</b>	<b>\$ 192,814,000</b>	<b>\$ 462,037,874</b>	<b>\$ 475,738,827</b>	<b>\$ 353,434,185</b>	<b>\$ 520,955,407</b>	<b>\$ 2,638,271,443</b>
Section III, PAG Regional Transportation Authority Highway Program						
PAG Summary Total	\$ 118,120,000	\$ 101,497,000	\$ 51,286,000	\$ 25,726,000	\$ -	\$ 296,629,000
PAG Region wide Summary Total	\$ -	\$ -	\$ -	\$ -	\$ -	\$ -
<b>PAG Total</b>	<b>\$ 118,120,000</b>	<b>\$ 101,497,000</b>	<b>\$ 51,286,000</b>	<b>\$ 25,726,000</b>	<b>\$ -</b>	<b>\$ 296,629,000</b>
Section IV, Airport						
Airport Total	\$ 38,150,000	\$ 26,000,000	\$ 26,100,000	\$ 26,800,000	\$ 26,000,000	\$ 143,050,000
<b>Grand Total</b>	<b>\$ 943,304,000</b>	<b>\$ 1,090,241,874</b>	<b>\$ 1,075,101,827</b>	<b>\$ 903,083,185</b>	<b>\$ 1,084,547,407</b>	<b>\$ 5,729,569,443</b>

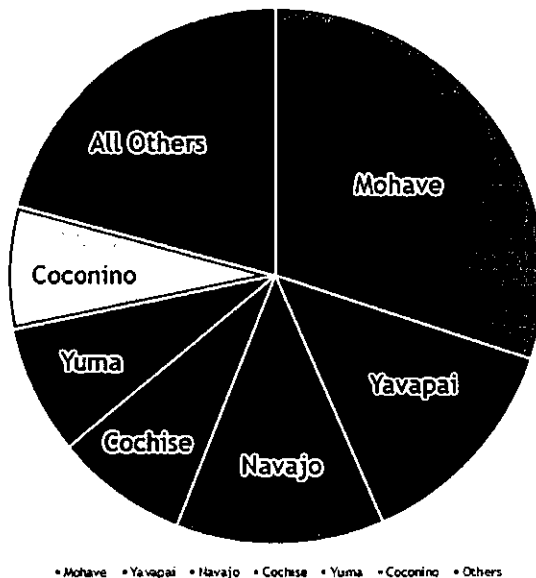
- Statewide by County total allocation is approximately \$1.36 billion, spread over five years
- Yuma County region allotment is approximately \$63.6 billion

How does ADOT allocate funds?

- Funds are allocated based on need
- The “need” = lane miles on the State Highway System in each County
- Yuma County has a low number of lane miles
- Although we contribute taxes into the Federal and Highway User Revenue Fund system, we don’t get a fair return
- So basically, Yuma drivers subsidize repairs occurring on other Counties’ roads

Comparison of Transportation Funding for Arizona

FY 2021-2025 State Highway Program



MAG/PAG - \$536 million

Airports - \$143 million

Pie Chart:

Mohave - \$247 million;

Yavapai - \$110 million;

Navajo - \$103 million;

Cochise - \$66 million;

Yuma - \$64 million;

Coconino - \$61 million;

All others - \$171 million.

Transportation Funding for Arizona – Historic and Current

- Mohave, Yavapai and Yuma Counties
  - Similar populations and pay similar amounts into the HURF
- Over the past 20 years, on average:
  - Mohave County has received \$27 million per year
  - Yavapai County has received \$32 million per year
  - Yuma County has only received \$13 million per year
- In the current FY 2021-25 program
  - Mohave County will receive \$49 million per year
  - Yavapai County will receive \$22 million per year
  - Yuma County will receive only \$13 million per year
- Problem is a lack of funding
- Gas tax has not increased for about 30 years
- Based on cents per gallon
  - In 1990 gas was \$1.15/ taxes were 37 cents per gallon. Now in 2021 gas is over \$3/ taxes are still only 37 cents per gallon
- Vehicles now drive 60% more, per gallon, for the same 37 cents
- We are receiving almost one quarter of what we were receiving, per vehicle miles travelled, 30 years ago

**YMPO Ongoing and future work**

- We have finally moved into new offices (Feb/March)
- Rail/Heavy Freight Study was advertised March 23, 2021
- Pavement Management System Study, April 2021
- New 2-Year Unified Planning Work Program (UPWP) and Annual Budget, April 2021
- FY 2022-45 Long-Range Transportation Plan, May 2021
- FY 2022-26 Transportation Improvement Program, May 2021
- Air Quality Conformity (with new model software), May 2021
- FY 2021 Short-Range Transit Plan, May 2021
- San Luis Origin-Destination Study, late 2021
- Possible ITS Study, late 2021 (working with Yuma County and City of Yuma)
- Possible Roads of Regional Significance Study

**The Future of Transportation Funding in Yuma County**

- Over 80% of Arizona has a 1/2 cent sales tax for transportation (MAG, PAG, Pinal County, Flagstaff)
- City of Yuma already has a 1/2 sales tax for transportation purposes
- Remainder of YMPO region does not have a sales tax
- The new YMPO Long-Range Transportation Plan considers what we would do with a half-cent sales tax

**Discussion**

- Air Quality has received some pushback in the past from the City of Yuma because of the Federal guidelines in place. There are ways we can help to mitigate to make air quality better by working alongside with the local farmers and other agencies. Most air quality issues come from the south and west of the border. [Shelton/Ward]
  - Subsequent to YMPO's presentation to the Board of Supervisors in regards to the Air Quality push back, Supervisor Cortez mentioned the push back on the Air Quality to Senator Kelly as to change the designation, but not have that designation lead to further detriment and funding to our county. [Mayor Nicholls]
- YMPO does not have any authority over the railroads; however, through the Rail/Heavy Freight Study we understand there are no current plans to extend the railroad. [Shelton/Ward]
- The Federal Government funds YMPO. However, YMPO does apply for grants; we will be applying for the RAISE grant [formerly known as the BUILD grant] to improve an additional portion of US 95 highway. [Shoop/Ward]
- The Hotel Del Sol Multi-Modal Center grant was submitted by the City of Yuma. YMPO assisted in gathering information for that particular grant. [Shoop/Ward]
- The US 95-highway project is an ADOT funded project. Because it is an ADOT governed roadway, they opted to apply for a Build grant and not an Infra grant. [Mayor Nicholls/Ward]

**Greater Yuma Economic Development Corporation Mid-Year Update**

**Julie Engel** noted, as an appointee by Governor Ducey to serve on the Statewide Advisory Council, herself and Dr. Corr, President of Arizona Western College (AWC), have made it a priority to work closely with Yuma's workforce development agencies as it relates to needed training for this area. **Engel** presented the following:

### Economic Development Trends

- Reskilling and Recovery are now the National priority due to the fall out of Covid-19. Workforce and talent will remain driving force in site selection, retention and expansion
- Companies are getting involved in the training programs to help retrain.
- Work, live, play communities are magnets for innovation due to “lifestyle balance” employees are demanding
- Labor force markets are extremely constricted, Covid-19 compounding this even more.
  - For example, on average we will find that if a business had around 40 positions open, they will average about 200 applications. However, here in Yuma, a brand new hotel posted new jobs with a \$15.00 hourly wage and only received eight applicants; this is the COVID trend.
- Inclusive economies are the next wave of talent mining. The new administration has made this a priority
- Promotion of innovation, entrepreneurialism and local investment is paramount to diversifying economic base
- Urban areas are enjoying historic prosperity exceeding 2007 levels, while rural regions have not reached pre-2007 recovery levels
- Economic mobility in rural areas remains a challenge
- Larger segment of rural population living in distressed zip codes
- Historic recovery masked by majority of growth in prosperous metros

### Labor Trends

- Average age of farmworker is 55 years old
- Yuma unemployment quotient in Agriculture is 13x higher than U.S. average
- Local workforce groups focused on retraining of traditional Agriculture worker
- Industry recognizes discipline and work ethic of the labor segment
- Local educational and training programs are robust
- Cross border collaboration will drive future development (Mexico/AZ flag)
- Yuma Bi-National University Memorandum Of Understanding seeks to bridge labor gap
- J-1 Visas [non-immigrant visa issued to research scholars and visitors participating in programs that promote cultural exchange to obtain training within the U.S.] will become more prevalent in supplementing domestic skilled positions
- Cultural exchange programs and English proficiency within Baja schools will accelerate worker assimilation
- 70%+ of Yuma population is Latino/Hispanic
  - State level is 37%
- 76% of AWC’s students are of color
  - #1 in Arizona
- 66% are first generation
  - #1 in Arizona
- 45% of HS graduates enrolled at AWC
  - #1 in Arizona
- Hispanics continue to represent the largest growing demographic of economic mobility

### Investor Trends

- When COVID-19 began, our main concern was how our Investors would fair with the “new normal”.

- While we have had some losses, we have also had some gains.
- Our Investors have chosen to continue to support Greater Yuma EDC and thus support Yuma County
- Greater Yuma EDC currently has 118 private sector Investors and 5 public sector Investors.
- Due to COVID-19 Greater Yuma EDC had the following changes to our Investor membership:
  - Three discontinued their investment
  - Gained four new memberships
  - One decreased their investment
  - One was not able to pay their 4<sup>th</sup> quarter investment
- **Engel** displayed the membership contributions and noted the new Census will likely adjust this chart due to the statewide growth of 16%.

2010 Census Population		\$2.50 per capita
Yuma County	195781	
San Luis	25505	\$ 63,762.50
Somerton	14287	\$ 35,717.50
Wellton	2882	\$ 7,205.00
City of Yuma	93064	\$ 232,660.00
Yuma County	60043	\$ 150,107.50
(unincorporated)		\$ 489,452.50

**Engel** stated there are eight current projects all across Yuma County. Unfortunately GYEDC received word that one project in San Luis was lost to Tucson. Negotiations were going well; however, Tucson had an existing structure on property the developer was considering and the developer felt it was less of a risk financially.

**Engel** stated that all travel has been virtual and it is likely that future travel will also be virtual. She gave note to the following meetings and travel schedule:

- Development Incentive Program/Bill (Statewide Rural)
  - This bill was to address not having shovel ready properties or buildings in place for incoming businesses
  - Worked together with City of Yuma, Yuma County, Somerton, San Luis, High Ground, League of Cities and Arizona Commerce Authority
  - Unfortunately it didn't make it through first committee, but Representative Dunn is fighting to get this bill into another bill before the end of the legislative session
- Assisted Greater Yuma Port Authority in receiving a \$500,000 ADOT/ESP grant
- Partnered with Arizona Realtors Association and received funding for a housing study
- Transatlantic Business & Investment Council (TBIC)
  - GYEDC participated in virtual trips to Germany, Israel and Italy to garner new attraction opportunities internationally.
  - They received leads from over 30 meetings
  - Medical projects lined up with Israel that are working with the Yuma Cancer Center

- Connection have been made to market in Europe and although the process has been clunky, transactions are already occurring
- South County Resource Center
  - Renewed annual contract with Yuma County Chamber to fund the center
- EDA Grant for Spaceport Analysis has been completed
  - Next step is the FAA licensing
- AWC Partnering with TBIC for International College Certification
  - AWC is emulating the apprenticeship programs that Germany is known worldwide for being number one
  - The certification and electrical programs have won awards

#### Future Virtual Travel Schedule

- October 5-8 Germany
- October 19- 22 Italy
- October 16-17 Germany
- December 7-10 Israel and Germany
- June 2021 - Egypt

**Engel** informed City Council that the Yuma MultiVersity Campus (YMVC) presence is critical. Arizona is seeing investments taking place in areas with universities. GYEDC assisted in obtaining grant funding for Phase 2 of the YMVC project. She noted it is essential to deliver the Yuma MultiVersity Campus message that:

- Multiversity is very important for the growth of Yuma
- University of Yuma Campus will allow for young people to stay in Yuma and for other young people to come in from other cities, such as Tucson or Phoenix

**Engel** noted how GYEDC's presence has expanded through the Social Media venues. GYEDC's presence is included on Facebook, LinkedIn, Twitter, Snapchat and Instagram. As well as new websites called Pain is Optional and the Greater Yuma Economic Resource Portal; they were created during COVID as a way to reach out to the community and serve as a resource for relief programs, trainings and even day care providers during COVID.

Regarding business retention and expansion, **Engel** provided the following information:

- GYEDC and the AZ Manufacturers Partnership organized a three-day training in Lean Manufacturing with LEGO Simulation. The training was provided to three manufacturers in automobile, aerospace, and refrigeration equipment, at least 30 employees took the training.
- GYEDC and the Arizona Commerce Authority (ACA) presented information on training, certifications, incentives, and programs in a zoom meeting with the Yuma Manufacturers Association. Two meetings have been made in support of new and existing manufacturers in Yuma to help promote new hires, and with expansion plans.

#### 4FrontED

- GYEDC, in collaboration with OPRODE (San Luis Rio Colorado EDC), Greater Yuma Port Authority, and 4FrontED, worked together to create a series of zoom webinars. This webinar series was part of a strategy to promote the 4FrontED megaregion covering Baja California, California, Sonora, and Arizona and all its assets such as the Port of Entries. The webinars focused on trade and



the advantages of doing business in this region and the proximity to the Maritime Ports of Ensenada and San Diego.

#### Education Committee

- The University of Baja California (UABC) invited GYEDC to be a member of the first International Advisory Council in Baja California. The Council will support and guide the internationalization in education that will benefit the border communities. It is an honorary position to contribute ideas to improve higher education in an international context.

#### Legislative Update

- 4FrontED, GYEDC opposed the ADOT bill that was going to push all of the enforcement officers to work within five miles of the port of entry
- Yuma 50 supported Representative Dunn's bill for the fairgrounds relocation. The money is on the governor's desk as part of the budget, that money is going to help secure the land so that the relocation of the fairgrounds.
- Representative Osbourne's bill 2128 is for licensure. If you are a spouse of/or an active duty military and have exited, there is two years of eligibility; you can apply for a certification license free. For example, dental license, optometry, etc.

#### Opportunity Zones

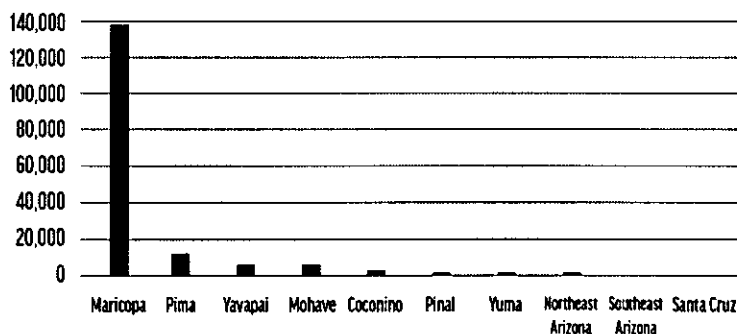
- Proving Ground was considered given that it had an enormous amount of acres unused that were in an opportunity zone. GYEDC was just going to trade as to not affect them on acres. There was a lot of traction right up until the election, the presidential election; GYEDC got a call saying it was not going to happen. Proving Ground was not going to be an opportunity zone after all.
- Arizona Economic Development (EDA) advised that opportunity zones are going to get extra points on grants.

#### Jobs added by region

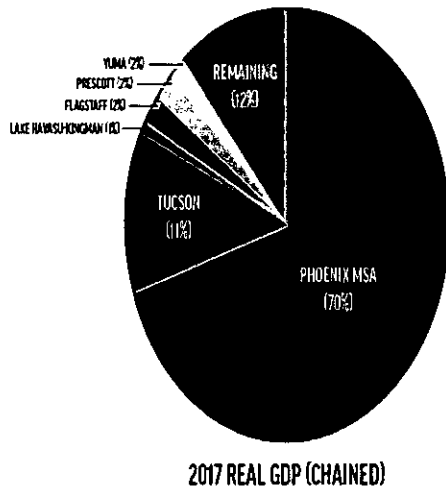
- Pre COVID, 190 jobs were created per day in Yuma.
- Post COVID, less than 78 jobs were created in Yuma.
- In metro areas, about 190 jobs are still being created. Unfortunately, that is not the case with Yuma.

## RURAL REALITY

**JOBS ADDED BY REGION**



■ Loss of 250 Businesses or More
 ■ Increase of 250 Businesses or More  
■ Loss of 1 to 249 Businesses
 ■ Stable or Increase of 1 to 249 Businesses



**78 JOBS / PER MONTH**

Yuma job growth through 2020

**<30%**

Rural Real GDP

**190 JOBS / PER DAY**

Maricopa job growth through 2020

**70.2%**

Greater Phoenix Real GDP



LOCAL FIRST ARIZONA  
FOUNDATION  
Rural Development Council



**Greater Yuma**  
ECONOMIC DEVELOPMENT CORP

- Local First is hosting grant programs and are hiring individuals to write the grants on behalf of small communities.
- To diversify the Yuma economy, the Spaceport Vector is back in business.

#### Discussion

- There is a shortage in job applicants in Yuma County during COVID, the reasons for the shortage is unknown. There is speculation that it may be that people are earning more with unemployment benefits than working a regular job, or that people are afraid to be around others during the pandemic. Yuma's workforce is a big concern because Legislature is looking into increasing the unemployment benefits. [Knight/Engel]
- The presentation emphasized education, given that it is critical to Yuma's success. [Shoop/Engel]
- The investors are requesting GYEDC to create base industry jobs that are going to grow Yuma's economy; creating those jobs are the primary focus for GYEDC. The focus of tourism would be what Visit Yuma is responsible for. [Shoop/Engel]
- The Gasification Plant based in Wellton project is going to recycle spent fuels/oils by cleaning them, and then re-selling them. According to Gasification Plant, their proven technology is clean, safe and no coal will be used for this project. [Shelton/Engel]

#### 9+3 Financial Report-Fiscal Year 2021

Rodriguez presented the following:

- The budget is about 75% complete and the following data is for the first three quarters to include July 1, 2020 through March 31, 2021. A sixth column has been added to show the percentage of the budget complete.
- Each of the major Revenues by Fund are over-performing meaning that we are actually bringing in more revenue than what was programmed.
- This year is probably one of the most unique years in terms of budgeting, not knowing what the impacts of COVID were going to be.

- One line item that is quite low comparatively is the Grants and that is because we budget high in hopes of receiving the grants so we can actually spend those dollars.

## FY 2021 9+3 Financial Report

### REVENUES BY FUND (\$)

Q1 - Q3 (JULY - MARCH) Year over Year

FUND	JULY - MARCH FY 2021	JULY - MARCH FY 2020	VARIANCE	BUDGET FY 2021	% OF BUDGET
General	58,061,015	57,132,804	928,211	73,553,244	78.94%
HURF	6,526,554	6,956,079	(429,525)	7,148,430	91.30%
Road Tax	9,123,242	9,709,991	(586,749)	11,163,048	81.73%
Public Safety Tax	3,623,527	3,937,882	(313,655)	4,368,850	82.94%
Two Percent	4,396,248	5,374,031	(977,783)	5,385,527	81.63%
Grants	8,373,008	2,209,765	6,163,243	42,834,637	19.78%
Capital Projects	1,663,759	1,041,658	622,101	1,347,467	123.47%
VRES	2,039,347	2,035,619	3,728	2,126,114	95.92%
Desert Hills Golf	753,318	918,810	(165,492)	919,480	81.93%
Water	18,564,723	18,925,665	(360,942)	23,120,775	76.97%
Wastewater	13,000,555	13,299,999	(299,444)	16,686,450	77.91%
Solid Waste	3,595,774	3,464,217	131,557	4,291,680	83.78%

All Figures Unaudited. Excludes Prior Year Carryforward Revenues.

City Administrator's Office and Finance Department

- The major revenue sources noted below are performing at 75% or greater
- Vehicle license tax is performing at a higher percentage
- Sales tax is overperforming but there have been waves when the Federal Government has been sending taxpayers money and spending has ebbed and flowed based on that.

## FY 2021 9+3 Financial Report

### MAJOR REVENUE SOURCES

Q1 - Q3 (JULY - MARCH) Year over Year

REVENUE SOURCE	FUND	FY 2021 YTD	FY 2020	VARIANCE	FY 2021 BUDGET	% OF BUDG
City Sales Tax (1%)	General	18,087,129	18,131,868	(44,739)	21,508,400	84.09%
Property Tax	General	8,566,715	8,294,295	272,420	13,215,809	60.26%
State Sales Tax	General	8,330,099	7,689,700	640,399	8,075,000	103.16%
VAIR	General	10,534,725	9,495,692	1,039,033	14,220,243	74.08%
Vehicle License Tax	General	3,841,066	3,178,475	662,591	3,400,000	112.97%
Gasoline Tax	HURF	6,485,393	6,552,350	(66,957)	7,055,000	91.93%
Road Tax (0.5%)	Road Tax	9,042,027	9,064,393	(22,366)	10,752,092	84.10%
Public Safety Tax (1.2%)	Public Safety Tax	3,615,531	3,624,624	(9,093)	4,298,450	84.11%
Two Percent Tax	Two Percent	4,226,709	4,601,124	(374,415)	4,871,250	86.77%
Water Usage Fees	Water	18,564,723	18,925,665	(360,942)	23,120,775	76.97%
Wastewater Usage Fees	Wastewater	13,000,555	13,299,999	(299,444)	16,686,450	77.91%
Solid Waste Fees	Solid Waste	3,595,774	3,464,217	131,557	4,291,680	83.78%

All Figures Unaudited. Excludes Prior Year Carryforward Revenues.

City Administrator's Office and Finance Department

- Although it looks like we are not spending, a number of the expenses will hit in the second half of the year or even the last quarter
- The numbers will begin to catch up when the final year summaries are calculated
- In almost every case we are bringing in more money and spending less

## FY 2021 9+3 Financial Report

### GENERAL FUND (\$)

#### ESTIMATED Q1 – Q3 (JULY - MARCH) Year over Year

	FY 2021	FY2020	VARIANCE	FY21 BUDGET	% OF BUDGET
<b>Total Revenues</b>	58,061,015	57,132,804	928,211	73,553,244	78.94%
<b>Total Expenditures</b>	47,541,326	53,092,828	(5,551,502)	114,193,929	41.63%
	10,519,689	4,039,976	6,479,713	(40,640,685)	

### HIGHWAY USER REVENUE FUND (\$)

#### ESTIMATED Q1 – Q3 (JULY - MARCH) Year over Year

	FY 2021	FY2020	VARIANCE	FY 21 BUDGET	% OF BUDGET
<b>Total Revenues</b>	6,526,554	6,956,079	(429,525)	7,148,430	91.30%
<b>Total Expenditures</b>	5,816,184	5,887,418	(71,234)	10,386,843	56.00%
	710,370	1,068,661	(358,291)	(3,238,413)	

### ROAD TAX FUND (\$)

#### ESTIMATED Q1 – Q3 (JULY - MARCH) Year over Year

	FY 2021	FY2020	VARIANCE	FY21 BUDGET	% OF BUDGET
<b>Total Revenues</b>	9,123,242	9,709,991	(586,749)	11,163,048	81.73%
<b>Total Expenditures</b>	2,942,184	7,141,983	(4,199,799)	12,770,290	23.04%
	6,181,058	2,568,008	3,613,050	(1,607,242)	

## FY 2021 9+3 Financial Report

### PUBLIC SAFETY TAX FUND (\$)

#### ESTIMATED Q1 – Q3 (JULY - MARCH) Year over Year

	FY 2021	FY2020	VARIANCE	FY21 BUDGET	% OF BUDGET
<b>Total Revenues</b>	3,623,527	3,937,382	(313,855)	4,368,850	82.94%
<b>Total Expenditures</b>	2,115,688	3,228,012	(1,112,324)	4,862,234	43.51%
	1,507,839	709,370	798,469	(493,384)	

### TWO PERCENT FUND (\$)

#### ESTIMATED Q1 – Q3 (JULY - MARCH) Year over Year

	FY 2021	FY2020	VARIANCE	FY 21 BUDGET	% OF BUDGET
<b>Total Revenues</b>	4,396,248	5,374,031	(977,783)	5,385,527	81.63%
<b>Total Expenditures</b>	3,202,629	5,274,735	(2,072,106)	6,505,833	49.23%
	1,193,619	99,296	1,094,323	(1,120,306)	

### GRANTS FUND (\$)

#### ESTIMATED Q1 – Q3 (JULY - MARCH) Year over Year

*Note: Revenues are often behind expenditures as grants are reimbursable in nature*

	FY 2021	FY2020	VARIANCE	FY21 BUDGET	% OF BUDGET
<b>Total Revenues</b>	8,373,008	2,209,765	6,163,243	42,334,637	19.78%
<b>Total Expenditures</b>	8,729,878	2,410,186	6,319,692	18,556,955	47.04%
	(356,870)	(200,421)	(156,449)	23,777,682	

## FY 2021 9+3 Financial Report

### CAPITAL PROJECTS FUND (\$) ESTIMATED Q1 – Q3 (JULY - MARCH) Year over Year

	FY 2021	FY2020	VARIANCE	FY21 BUDGET	% OF BUDGET
Total Revenues	1,663,759	1,041,658	622,101	1,347,467	123.47%
Total Expenditures	117,853	1,836,237	(1,718,384)	1,678,141	7.02%
	1,545,906	(794,579)	2,340,485	(330,674)	

### RADIO COMMUNICATIONS FUND (\$) ESTIMATED Q1 – Q3 (JULY - MARCH) Year over Year

	FY 2021	FY2020	VARIANCE	FY 21 BUDGET	% OF BUDGET
Total Revenues	2,039,347	2,035,619	3,728	2,126,114	95.92%
Total Expenditures	1,145,339	1,307,891	(162,552)	3,159,224	36.25%
	894,008	727,728	166,280	(1,033,110)	

### DESERT HILLS GOLF FUND (\$) ESTIMATED Q1 – Q3 (JULY - MARCH) Year over Year

	FY 2021	FY2020	VARIANCE	FY21 BUDGET	% OF BUDGET
Total Revenues	753,318	918,810	(165,492)	919,480	81.93%
Total Expenditures	1,069,360	1,234,607	(165,247)	1,675,720	63.81%
	(316,042)	(315,797)	(245)	(756,240)	

Rodriguez noted the enterprise fund which includes the Water fund, Wastewater fund and Solid Waste fund shows revenues that should be more accurate because they are less consumer-based and much more predictive. Target revenues are pretty close to the 75%. He stated that expenditures start off slow and increase towards the end of the year to ensure the revenues are there before they are spent.

## FY 2021 9+3 Financial Report

### WATER FUND (\$) ESTIMATED Q1 – Q3 (JULY - MARCH) Year over Year

	FY 2021	FY2020	VARIANCE	FY21 BUDGET	% OF BUDGET
Total Revenues	18,564,723	18,925,665	(360,942)	24,120,775	76.97%
Total Expenditures	10,523,116	11,812,651	(1,289,535)	28,897,048	36.42%
	8,041,607	7,113,014	928,593	(4,776,273)	

### WASTEWATER FUND (\$) ESTIMATED Q1 – Q3 (JULY - MARCH) Year over Year

	FY 2021	FY2020	VARIANCE	FY 21 BUDGET	% OF BUDGET
Total Revenues	13,000,555	13,299,999	(299,444)	16,686,450	77.91%
Total Expenditures	8,519,177	9,607,927	(1,088,750)	17,583,825	48.45%
	4,481,378	3,692,072	789,306	(897,375)	

### SOLID WASTE FUND (\$) ESTIMATED Q1 – Q3 (JULY - MARCH) Year over Year

	FY 2021	FY2020	VARIANCE	FY21 BUDGET	% OF BUDGET
Total Revenues	3,595,774	3,464,217	131,557	4,291,680	83.78%
Total Expenditures	2,835,617	2,900,330	(64,713)	4,617,681	61.41%
	760,157	563,887	196,270	(326,001)	

Seeing no discussion, Mayor thanked Rodriguez for his report.

**I. MOTION CONSENT AGENDA**

Motion Consent Agenda Item B.4 – Authorize the City Administrator to execute an Amendment to the agreement with Caballeros de Yuma in connection with the City's annual Tunes and Tacos event. (Admin)

**Mayor Nicholls** declared a potential conflict of interest on Motion Consent Agenda Item B.4, left the dais, and turned over the meeting to Deputy Mayor McClendon.

**Motion** (Knight/Morris): To approve Motion Consent Agenda Item B.4 as presented. Voice vote: **approved** 6-0-1, **Mayor Nicholls** abstaining due to potential conflict of interest.

**Mayor Nicholls** returned to the dais.

Motion Consent Agenda Item B.3 – Authorize the City Administrator to negotiate and execute a one year contract with the option to renew for four additional one year periods, one period at a time, depending on the appropriation of funds and satisfactory performance to: ETIX, Inc. (Parks & Recreation/RFP #2021-20000083) (Parks & Rec/FIN)

Discussion

- Online ticket price will have a percentage fee of 10% per ticket in addition to the ticket price. There is a cap of \$2.50 online pricing fee as to not exceed the 10%. For example, ticket is \$11.00 at the gate, if purchased online; the ticket will be \$11.00, which includes the 10% online processing fee. [Knight/J. Rodriguez]

Motion Consent Agenda Item B.6 – Approval of the Updated Strategic Plan (Admin)

**Motion** (Mayor Nicholls/Knight): to modify the language for Strategic Outcome Item Four (Unique and Creative) under Proposed Initiatives from Staff to read, "Evaluate bringing ambulance billing in-house". Voice vote: **approved** 7-0

**Motion** (Knight/McClendon): To approve the Motion Consent Agenda, as amended, with the exception of Item B.4 [voted separately]. Voice vote: **approved** 7-0

A. Approval of minutes of the following City Council meeting- There are no minutes scheduled for approval at this time.

B. Approval of Staff Recommendations:

1. Executive Sessions may be held at the next regularly scheduled Special Worksession, Regular Worksession and City Council Meeting for personnel, legal, litigation and real estate matters pursuant to A.R.S. § 38-431.03 Section A (1), (3), (4), and (7). (City Atty)
2. Authorize the purchase of mowers and parks equipment utilizing the cooperative purchase agreement originated by Mohave Educational Services Cooperative, Inc. for an estimated expenditure of \$101,559.18 to: Deere & Company (RDO Agriculture Equipment) Yuma,

Arizona - \$92,805.29; Simpson Norton Corporation, Goodyear, AZ - \$8,753.89 (Parks & Recreation/Bid #21-171) (Parks & Rec/FIN)

3. Authorize the City Administrator to negotiate and execute a one year contract with the option to renew for four additional one year periods, one period at a time, depending on the appropriation of funds and satisfactory performance to: ETIX, Inc. (Parks & Recreation/RFP #2021-20000083) (Parks & Rec/FIN)
4. Authorize the City Administrator to execute an Amendment to the agreement with Caballeros de Yuma in connection with the City's annual Tunes and Tacos event. (Admin)
5. Approve the final plat of Terra Bella Unit No. 2 Subdivision. The property is located at the southwest corner of Avenue 5½ E and 36<sup>th</sup> Street alignment. (DCD)
6. Approval of the Updated Strategic Plan (Admin)

## II. ADOPTION OF ORDINANCES CONSENT AGENDA

**Motion** (Knight/McClendon): To adopt the Ordinances Consent Agenda as presented.

**Bushong** displayed the following titles:

### **Ordinance O2021-006**

**An ordinance of the City Council of the City of Yuma, Arizona, authorizing the grant of an easement on City-owned real property, hereafter described, to NR 30<sup>th</sup> St, LLC, for the for the reason that such easement is required for the continued operation and maintenance of existing buildings located at 3054 South Avenue 3E (granting of a building easement for existing buildings that partially encroach into the City-owned 30<sup>th</sup> Street right-of-way) (ENG)**

Roll call vote: **adopted** 7-0

## III. INTRODUCTION OF ORDINANCES

### Discussion

- Given the scope and responsibilities of the new Building Safety Department as described in the RFCCA, the departments will be divided into two departments. The division of departments will not affect the streamline for the developers. The streamline process will come before Council in June 2021. The transition of separating the departments that will not affect the service each will be providing. [Knight/Crist/Mayor Nicholls]

**Bushong** displayed the following titles:

### **Ordinance O2021-007**

**An ordinance of the City Council of the City of Yuma, Arizona, updating the current list of City departments pursuant to the Yuma City Charter Article VI, Section 15, and Article VII, Section 6(g)(6), and repealing or amending any portion of an ordinance, resolution or City Code in conflict therewith (authorize Building Safety as City department and make other minor changes to the names of City Departments to reflect current operations) (Admin)**

**FINAL CALL**

**Mayor Nicholls** made a final call for the submission of Speaker Request Forms from members of the audience interested in speaking at the Call to the Public.

**IV. APPOINTMENTS, ANNOUNCEMENTS AND SCHEDULING**

Appointments- None at this time.

Announcements

**Knight, Watts** and **Mayor Nicholls** reported on events and meetings they have attended during the last two weeks and upcoming events of note.

Scheduling - No future meetings were scheduled at this time.

**V. SUMMARY OF CURRENT EVENTS**

**Rodriguez** reported the following:


- Summer – Lifeguards needed, sign-in bonus of \$300.00, that includes \$150.00 for training reimbursement and \$150.00 sign-in bonus after a specified amount of time is spent on the job with the City of Yuma
- May 5 – Cinco de Mayo Virtual Festival will premier via social media and on television at 4:00p.m.
- Summer – 5 week golf classes will be held on Sunday mornings at the Desert Hills Golf Course for people aged 17 or older
- Upcoming road closures in the following streets: Avenue B, Redondo Center Drive, Giss Parkway and Fourth Avenue.

**VI. CALL TO THE PUBLIC** – No speakers were scheduled at this time.


**VII. EXECUTIVE SESSION/ADJOURNMENT**

**Motion** (Knight/McClendon): To adjourn the meeting to Executive Session. Voice vote: **adopted** 7-0. The meeting adjourned at 7:12 p.m.

APPROVED:



Lynda L. Bushong, City Clerk



Douglas J. Nicholls, Mayor

Approved at the City Council Meeting of:  
June 16<sup>th</sup>, 2021  
City Clerk: 